

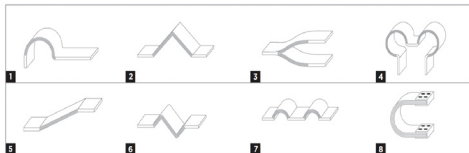


# FLEXIBLE LINK

At LKH Electric (M), we provide customised flexible link that

- Absorbs vibrations and caused by operations and movements inside machines
- Protects against movements and expansions in machines and equipment

## PRODUCTS

(Contact us for more information)



## INTRO

### HIGH FLEXIBLE AIR COOLED COPPER CONNECTORS

Highly flexible connectors are manufactured by braided tapes with bare, tin or silver-coated copper wires diameter of 0.10/0.20 mm. Standard flexibles are non-insulated but on request, it is possible to deliver the connectors with insulation tubes. Standard lengths are 300 mm and drilling patterns are specified, however, the designs lengths and drilling patterns are changeable to suit your fitment. The contact areas are assembled with solderless pressed bare copper connectors which on request are tin or silver coated.

The advantage of the solderless pressing process is that only material of same analysis and same conductivity is being connected which is not the case where tin or welding is additionally used.

Standard manufactured connectors have a width of 20-300mm. Possible cross-sections are 25-6000 sq mm or above.

### FLEXIBLE EXPANSION CONNECTORS

Flexible connectors are manufactured of Copper or Aluminium strips.

They consist of several stacked strips riveted or welded at contact areas having a constant cross-section over the whole length. Busbars and laminated connectors with the same cross-section can be loaded with the same current.

Laminated connectors are utilised as flexible expansion connectors in order to connect busbars to switch gears, transformers, generators, etc. Due to their elasticity, thermal expansion of busbars is being compensated. Most of the parts are being used as expansion connectors to prevent damages caused by vibration at switch gear operations.

Another area of applications is inside parts of machinery (e.g. welding machines, transformers) or switch gears as flexible components. These kind of connectors have to realise movement inside machines and switch gears. We have different methods of production, to manufacture suitable connectors for the variable applications.

Hence, we are able to provide connectors in

- Press-riveted design
- Fusion-welded or soldered design
- Press-welded design

## CONTACT US

M : sales@limkimhai.com.my

W : www.limkimhai.com.my

T : (60) 7599 8888

A : PTD 37433, 37434 and 37444 Off Jalan Perindustrian Senai Kawasan Perindustrian Senai Fasa 2, PO. Box 73, 81400 Senai Johor Darul Takzim, Malaysia.

## LKH ELECTRIC (M) SDN BHD

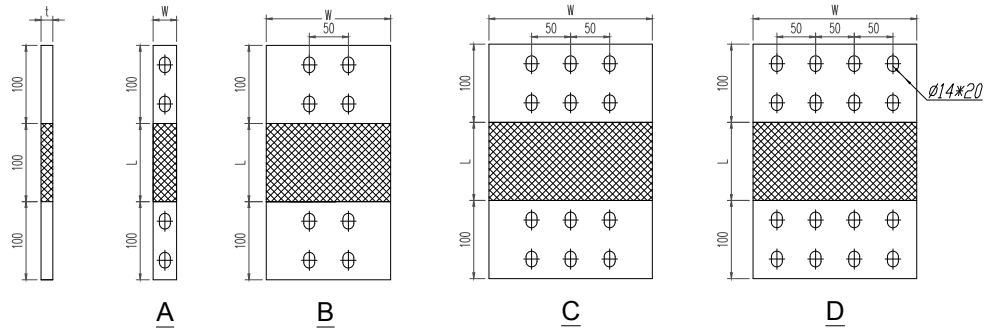
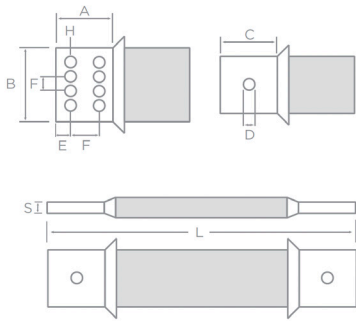
At LKH Electric (M) Sdn Bhd, we take pride in our specialization in Power & Electrical Distribution and Automation Solutions. Our key product is Busbar Trunking System, which is locally manufactured in i4.0 ready manufacturing facilities, ensuring the most rigorous quality control tests are conducted for reliable and safe power distribution.

- Power Distribution & Transmission
- Electrical Distribution Systems
- Automation
- EMF Testing Services

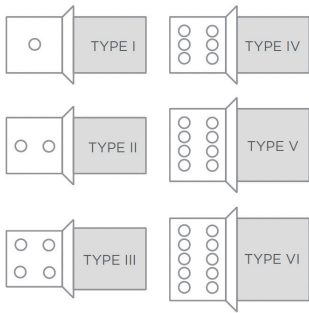
# FLEXIBLE CONNECTORS

At LKH Electric (M), we provide customised flexible links that

- Absorbs vibrations and caused by operations and movements inside machines
- Protects against movements and expansions in machines and equipment



## TYPE



Standard flexible dimensions

L = 300 F = 50 E = 25

While enquiring please specify

- ✓ Type (Braided/Laminated)
- ✓ Material (Copper/Aluminium)
- ✓ Changes if required in dimension (L, F, E)
- ✓ Dimensions (A, B, C, D)
- ✓ Braids/Lamination (Bare/Tinned)
- ✓ Contact areas (Bare/Tinned/Silver plating)
- ✓ Drilling details
- ✓ Aluminium/Copper bimetallic connections (if any)

Besides flexibles can also be fabricated as per your design, size and specifications.

## APPLICATIONS

- Transformer
- Switchgear
- Busways
- Terminal connectors
- Generators
- Cable tray

## ADVANTAGE

- Prevents damages by vibration
- Thermal expansion & misalignment compensated
- Realises movements & expansion in equipments
- Prevents damages due to earthquake

Current Rating (A)	Copper Busbar			
	Bar Dimensions W (mm)	Thickness t (mm)	No. of Flexible Link per Phase (N, L1, L2 & L3)	Type
250	-	-	-	-
400	30	9	1	A
630	40	10	1	A
800	50	12	1	A
1000	65	11	1	A
1250	89	11	1	B
1350	-	-	-	-
1600	125	12	1	B
2000	159	12	1	B
2500	209	13	1	C
3200	119	14	2	B
4000	159	13	2	C
5000	209	14	2	D

Current Rating (A)	Aluminium Busbar			
	Bar Dimensions W(mm)	Thickness t (mm)	No. of Flexible Link per Phase (N, L1, L2 & L3)	Type
250	40	5	1	A
400	50	7	1	A
630	65	7	1	A
800	79	9	1	A
1000	104	9	1	B
1250	139	8	1	B
1350	139	8	1	B
1600	189	9	1	C
2000	104	10	2	B
2500	139	9	2	B
3200	189	11	2	C
4000	229	11	2	D
5000	-	-	-	-

\*Designs are for reference only, customisation is available to suit onsite requirements